

PAYCE® Score Predicts Recent Bankruptcies

Leveraging AI For Accurate Private Company
Bankruptcy Risk Assessment

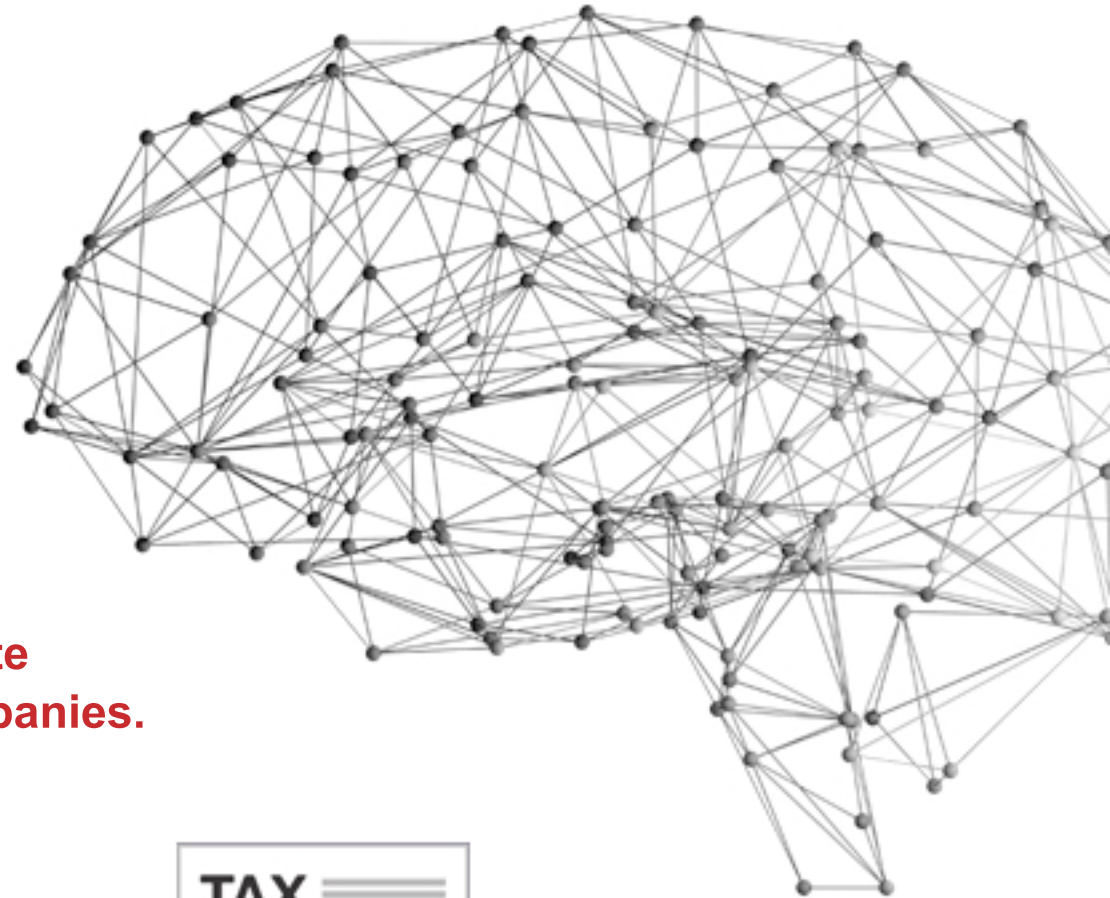


January - July 2019

The PAYCE® Score

Harnessing deep neural network technology to bring you a highly accurate score for **private company** bankruptcy risk assessment.

The **PAYCE® score** provides a highly accurate measure of financial stress when no financial statements are available for private companies. It utilizes payment and U.S. federal tax lien data from CreditRiskMonitor's extensive database, analyzed with sophisticated deep neural network modeling technology, a type of artificial intelligence to deliver a **70% accurate** score on approximately **80,000 private companies**.



The first of the fundamental components to the PAYCE® score is payment data obtained through our **Trade Contributor Program**. Our network of trade contributors provides more than \$150 billion in trade data on their counterparties every month, giving them visibility into their biggest dollar risks.

As our Trade Contributor Program grows, so will the number of PAYCE® scored businesses in our database - and the accuracy of the score will also ultimately improve in time.



The second of the fundamental components which make up the score is **based on U.S. federal tax lien data**. The IRS goes to great lengths to negotiate terms with a company that has defaulted on its tax debt. When a federal tax lien is filed, this is often a signal there's a serious issue with the company's ability to pay its federal taxes.

PAYCE® Score Predictions of U.S. Private Company Bankruptcies | January - July 2019

Rate of Success: **70%** | Of 129 bankruptcies, 110 companies had a recent PAYCE® score prior to bankruptcy.

Business Name	Country	-12	-11	-10	-9	-8	-7	-6	-5	-4	-3	-2	-1	PAYCE® @ Filing	Bankruptcy
True Health Diagnostics LLC	U.S.A.	3	3	3	3	3	3	3	2	3	5	4	3	3	7/30/2019
Chirch Global Manufacturing, LLC	U.S.A.	3	4	1	1	1	1	1	2	2	1	1	1	1	7/29/2019
Philadelphia Energy Solutions Refining and Marketing LLC	U.S.A.	6	4	5											7/21/2019
Heating & Plumbing Engineers, Inc.	U.S.A.	5	5	5	5	5	4	3	2	2	2	2	1	2	7/19/2019
Allied Welding, Inc.	U.S.A.	6	6	4	3	4	3	3	3	3	2	1	1	1	7/17/2019
Lotus Business L.L.C.	U.S.A.	7	7	10	10	9	10	10	10	10	10	9	10	10	7/16/2019
Wall to Wall Tile & Stone LLC	U.S.A.												6	5	7/16/2019
GVM, Inc.	U.S.A.	6	6	7	5	5	3	5	4	4	4	4	4	3	7/13/2019
Centerline Solutions, LLC	U.S.A.	7	6	6	7	7	5	4	7				6	5	7/12/2019
Roll on Transportation, Inc.	U.S.A.	8	8	7	6	8	7	6	7	5	3	3			7/12/2019
Time Definite Services, Inc.	U.S.A.													7	7/12/2019
Charming Charlie LLC	U.S.A.	1	1	1	1	3	2	3	2	1	1	1	1	1	7/11/2019
Silver Creek Services, Inc.	U.S.A.	2	2	7	6	7	3	2							7/11/2019
ILTA Grain Inc.	Canada	5	4	4	4	5	4	3	5	6	5	4	4	5	7/8/2019
Quinsam Coal Corporation	Canada	5	3	3	2	2	3	2	2	3	3	2	2	1	7/3/2019
4 Him Food Group, LLC	U.S.A.	3	4	3	2	1	1	1	1	1	1	1	1	1	7/2/2019
Algon Corporation	U.S.A.	4	6	6	5	4	7	5	4	3	2	2	3	2	7/1/2019
Blackjewel L.L.C.	U.S.A.	4	2	3	3	3	3	1	2	2	2	2	2	1	7/1/2019
Center City Healthcare, LLC	U.S.A.	4	4	3	3	1	1	1	1	1	1	1	1	1	6/30/2019
St. Christopher's Healthcare, LLC	U.S.A.	3	3	2	2	1	2	2	2	2	3	2	2	2	6/30/2019
Springfield Hospital, Inc.	U.S.A.	1	1	2	1	2	2	1	2	1	1	2	3	2	6/26/2019
JM Grain, Inc.	U.S.A.	5				3	3								6/25/2019
Voice Construction Ltd.	Canada	2	2	3	2	1	2	2	1	1	2	2	1	1	6/25/2019
Joerns Healthcare, LLC	U.S.A.	6	7	6	5	6	6	7	6	6	6	7	6	6	6/24/2019
Schramm, Inc.	U.S.A.	2	1	1	1	1	2	1	1	1	2	2	2	2	6/24/2019
Allpro Manufacturing, Inc.	U.S.A.	9													6/17/2019
Porcelain Industries, Inc.	U.S.A.	5	7	6	6	6	6	4	6	7	6	4	4	3	6/14/2019
Fish Brewing Co.	U.S.A.						4	4	3	3	4	3	2	2	6/12/2019

Probability of bankruptcy within 12 months (PAYCE® Scale)



PAYCE® Score Predictions of U.S. Private Company Bankruptcies | January - July 2019

Rate of Success: **70%** | Of 129 bankruptcies, 110 companies had a recent PAYCE® score prior to bankruptcy.

Business Name	Country	-12	-11	-10	-9	-8	-7	-6	-5	-4	-3	-2	-1	PAYCE® @ Filing	Bankruptcy
Ellett Brothers, LLC	U.S.A.	7	3	6	7	5	4	3	8	8	6	3	3	4	6/10/2019
North American Communications, Inc.	U.S.A.	2	1	1	1	1	1	1	1	1	1	1	1	1	6/10/2019
Conference Services International, LLC	U.S.A.	6	3	2											6/9/2019
Standard Rubber Products, Inc.	U.S.A.	6													6/3/2019
Prousys Inc.	U.S.A.	4	4	4	3	3	2	2	2	3	2	2	2	3	5/31/2019
American Home Products LLC	U.S.A.	3	4	4	5	5	5	4	4	4	4	4	4	4	5/29/2019
Gamboa Brothers, Inc.	U.S.A.	3	3	3	2	2	1								5/29/2019
J&S Air, Inc.	U.S.A.	6	6	6	3	6	5	4	4	2	2	5	4	3	5/29/2019
National Fish & Seafood Inc.	U.S.A.	6	5	3	4	4	4	3	2	2	2	2	1	1	5/29/2019
White Star Petroleum, LLC	U.S.A.										2	1			5/28/2019
North American Lithium Inc.	Canada						3	5	5						5/28/2019
Aegerion Pharmaceuticals, Inc.	U.S.A.	2	2	2	1	1	1	1	1	1	2	2	1	2	5/20/2019
Frankie V's Kitchen, LLC	U.S.A.	3	2	2	3	5	5	5	4	4	3	3	3	2	5/20/2019
Hollander Sleep Products, LLC	U.S.A.	6	6	5	5	5	3	4	4	2	3	3	4	3	5/19/2019
Pacific Coast Feather, LLC	U.S.A.	3	3	4	4	3	3	3	2	3	3	3	4	3	5/19/2019
American Berber, Inc.	U.S.A.		8	8	7	6	4	3	3	2	3	3	3	3	5/16/2019
EdgeMarc Energy Holdings, LLC	U.S.A.			2	1	2	2	5	5	6	2	2	2	2	5/15/2019
Hannah Solar, LLC	U.S.A.	3	2	1	1	1	1	1	3		1	1	1	1	5/15/2019
Global Environmental Solutions, Inc.	U.S.A.	1	1												5/14/2019
Signature Pack, LLC	U.S.A.	8	8	8	7	6	8	5	6	5	4	4	7	7	5/9/2019
Calumet Abrasives Co., Inc.	U.S.A.				5	6	6	4	5						5/7/2019
Keystone Classic Homes, LLC	U.S.A.	8													5/7/2019
New LifeCare Hospitals of North Texas LLC	U.S.A.	5	4	5	6	7	7	7	7	7	6	5	6	4	5/7/2019
Sure Winner Foods	U.S.A.	7	7	8	7	7	7	7	7	7	6	6	5	5	5/7/2019
SHC Medical Center - Toppenish	U.S.A.	2	4	3	3	2	2	4	3	3	2	2	2		5/6/2019
SHC Medical Center - Yakima	U.S.A.	2	1	1	1	1	1	1	1	1	1	1	1	1	5/6/2019
Southeastern Metal Products LLC	U.S.A.	1	2	2	2	1	1	2	1	1	1	1	1	1	5/6/2019
Sunnyside Community Hospital Association	U.S.A.	6	5	5	5	4	3	1	1	1	2	1	1	1	5/6/2019

Probability of bankruptcy within 12 months (PAYCE® Scale)



PAYCE® Score Predictions of U.S. Private Company Bankruptcies | January - July 2019

Rate of Success: **70%** | Of 129 bankruptcies, 110 companies had a recent PAYCE® score prior to bankruptcy.

Business Name	Country	-12	-11	-10	-9	-8	-7	-6	-5	-4	-3	-2	-1	PAYCE® @ Filing	Bankruptcy
American Printing Company, Inc.	U.S.A.	1	1	1	1	1	1	1	1	1	1	1	1	1	5/3/2019
The Lasalle Group, Inc.	U.S.A.							2	2	1	1	1	1	1	5/2/2019
SunGard Availability Services LP	U.S.A.	3	2	3	4	5	5	5	6	5	6	6	4	3	5/1/2019
ASH Fabrication, LLC	U.S.A.										2	1			4/29/2019
Project Services, Inc.	U.S.A.				8	5	3	5	6						4/25/2019
Vantage Trailers, Inc.	U.S.A.	1	1	1	1	1	1	2	1	1	1	1	2	1	4/23/2019
Banner Mattress, Inc.	U.S.A.	3				3									4/22/2019
Legacy Measurement Solutions, Inc.	U.S.A.	4	3	3	3	3	3	2	2	2	1	1	1	1	4/22/2019
nSpire Health, Inc.	U.S.A.	5	5	5	5	6	7	6	7	7	7	7	5	6	4/22/2019
NanoMech, Inc.	U.S.A.	4	6	6	7	7	6	7	7	5	7	7	6	4	4/15/2019
Unique Broadband Systems Ltd.	Canada	2	2	3	3	3	1	2	2	2	3	2	1	1	4/15/2019
Mattress Pal Holding, LLC	U.S.A.	1	1	1	1	1	1	1	1	1	1	1	1		4/7/2019
Sunex International, Inc.	U.S.A.	6	7	7	8	5	6	5	3	3	2	3	3	4	4/3/2019
InterChem USA Inc.	U.S.A.	9	9	9	9	9	8	7	5						4/2/2019
Jesse Creek Mining, LLC	U.S.A.		7	7	7	6	6	5							4/2/2019
J.T. Shannon Lumber Company, Inc.	U.S.A.	5	6	4	4	3	3	3	3	3	2	2	1	1	4/1/2019
Western Reserve Water Systems, Inc.	U.S.A.		5	3	2	3	1	3	3	3	2	3	3	5	4/1/2019
Vanguard Operating, LLC	U.S.A.	5	4	3	4	6	4	5	7	4	4	3	3	5	3/31/2019
Absolute Dimensions, LLC	U.S.A.	6	6	7	9	9	7						8	7	3/29/2019
Portable Machine Works, LLC	U.S.A.	2			2	5	6	6	5	4	2	2	1	3	3/27/2019
Thomson-Shore, Inc.	U.S.A.	2	2	2	2	1	1	2	2	1	1	1	1	1	3/25/2019
Schendel Mechanical Contracting Ltd.	Canada	4	5					2	1	1	2	2	1	1	3/22/2019
Chef's Requested Foods, Inc.	U.S.A.	3	3	3	3	3	3	3	2	1	2	1	1	1	3/21/2019
Cherry Bros., LLC	U.S.A.	7	6	6	5	5	6	7	8	8	6	4	4	3	3/18/2019
CAH Acquisition Company 1, LLC	U.S.A.		2	3	3	3	3	2	2	2	2	1	1	1	3/15/2019
Z Gallerie, LLC	U.S.A.	4	4	4	5	3	3	4	4	3	2	2	2	1	3/11/2019
CTI Foods Holding Co., LLC	U.S.A.									6	5	6	6	6	3/11/2019
CTI-SSI Food Services, LLC	U.S.A.	5	5	5	5	6	6	6	6	5	5	6	5	5	3/11/2019

Probability of bankruptcy within 12 months (PAYCE® Scale)



PAYCE® Score Predictions of U.S. Private Company Bankruptcies | January - July 2019

Rate of Success: **70%** | Of 129 bankruptcies, 110 companies had a recent PAYCE® score prior to bankruptcy.

Business Name	Country	-12	-11	-10	-9	-8	-7	-6	-5	-4	-3	-2	-1	PAYCE® @ Filing	Bankruptcy
Custom Food Products, LLC	U.S.A.	7	9	8	8	9	8	8	9	8	8	8	8	9	3/11/2019
Liguria Foods, Inc.	U.S.A.	6	6	6	5	6	9	8	8	8	7	7	7	7	3/11/2019
S & S Foods, LLC	U.S.A.	5	4	4	5	5						3	4	4	3/11/2019
CTI Foods, LLC	U.S.A.	5	6	5	5	5	5	5	6	6	5	7	6	6	3/11/2019
F+W Media, Inc.	U.S.A.	3	3	3	2	3	2	3	3	2	2	2	2	2	3/10/2019
HED Products, LLC	U.S.A.		7	7	6	5	5	4	9	10	10	7			3/9/2019
Simkar LLC	U.S.A.	4	3	3	2	1	1	1	1	1	1	1	1	1	3/6/2019
Post Meridiem Plastics Ltd	Canada					5	5	4	4	4	7	6	3	2	3/5/2019
Magnum Construction Management, LLC	U.S.A.	4	4	3	3	5	5	4	3	3	3	3	3	3	3/1/2019
InterChez Logistics Systems, Inc.	U.S.A.	3	2				1	1	1	1	1	2	1	1	2/28/2019
Munchery Inc.	U.S.A.	8	7	6	5	3	4	4	3	3	3	3	3	2	2/28/2019
Community Nursing & Rehabilitation Center LLC	U.S.A.		1	1	1	1	1	1	1	1	1	1	1		2/27/2019
Print Group, Inc.	U.S.A.	2	1	1	1	1	1								2/27/2019
Willowood USA, LLC	U.S.A.	8													2/27/2019
Mama's Hawaiian BBQ Inc.	U.S.A.											6		6	2/26/2019
Puerto Rico Hospital Supply, Inc.	U.S.A.							2	2	3	8	9			2/26/2019
Papa Grande Gourmet Foods, LLC	U.S.A.	6	7	6	6	5									2/25/2019
Trident Crating & Services, Inc.	U.S.A.										1	1	2	3	2/19/2019
BeavEx, Inc.	U.S.A.	5	5	6	6	6	6	6	6	7	7	6	6	6	2/18/2019
Payless ShoeSource, Inc.	U.S.A.	2	2	2	2	2	2	2	2	2	2	2	2	2	2/18/2019
Blue Thunder Truck Brokerage, Inc.	U.S.A.	6	6	4	3	3	2	1	1	1	1	1	1	1	2/15/2019
The Robert Allen Duralee Group, LLC	U.S.A.	5	5	5	4	4	6	6	6	6	6	5	5	3	2/12/2019
New England Motor Freight, Inc.	U.S.A.	4	6	5	5	5	4	5	3	4	4	4	3	3	2/11/2019
Sural Laminated Products of Canada Inc.	Canada	5	4	5	7	4	5	2	2	3	3	3	3	3	2/11/2019
Kan-Di-Ki, LLC	U.S.A.	2	3	3	4	3	4	3	3	3	3	3	3	3	2/10/2019
Schryver Medical Sales and Marketing, LLC	U.S.A.	2	3	3	2	4	3	5	3	4	5	4			2/10/2019
Centralite Systems, Inc	U.S.A.	7	5	5	4	3	8	9	6	5	4	3	8		2/8/2019
Humperdink's Six Flags Drive, Ltd.	U.S.A.	8													2/6/2019

Probability of bankruptcy within 12 months (PAYCE® Scale)


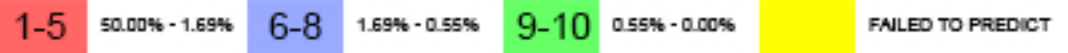


PAYCE® Score Predictions of U.S. Private Company Bankruptcies | January - July 2019

Rate of Success: **70%** | Of 129 bankruptcies, 110 companies had a recent PAYCE® score prior to bankruptcy.

Business Name	Country	-12	-11	-10	-9	-8	-7	-6	-5	-4	-3	-2	-1	PAYCE® @ Filing	Bankruptcy
RMBR Liquidation, Inc.	U.S.A.	3	3	4	3	5	3	4	3	4	3	4	3	1	2/6/2019
Precision AgriTechnologies LLC	U.S.A.				1	1	1	1	1	1	1	1	1	1	2/4/2019
CR Liquidating, Inc.	U.S.A.	6	6	4	5	5	4	5	4	5	6	5	4	3	2/3/2019
DC Solar Solutions, Inc.	U.S.A.											3	8	3	2/3/2019
FULLBEAUTY Brands, Inc.	U.S.A.	6	6	6	7	6	7	6	6	6	5	6	6	6	2/3/2019
Burkhalter Rigging, Inc.	U.S.A.													1	1/31/2019
Penobscot Valley Hospital	U.S.A.	4	3	3	5	5	4	5	5	4	2	5	4	6	1/29/2019
SouthFresh Aquaculture, LLC	U.S.A.	5	6	7	8	8	8	7	8	7	7	7	5	6	1/28/2019
IPS Worldwide, LLC	U.S.A.	3	3	3	3	3	3	3	3	3	4	3	3	3	1/25/2019
Pacific Steel Casting Company LLC	U.S.A.	1	1	1	1	1	2	2	2	3	3	3	2	2	1/25/2019
Thurston Manufacturing Company	U.S.A.	3	3	3	5	5	4	4	4	3	3	5	3	3	1/23/2019
Sam Kane Beef Processors, LLC	U.S.A.	1	1	1	1	1	3	2	2	2	2	1	2	1	1/22/2019
Gymboree Group, Inc.	U.S.A.		3	3	3	3	2	2	2	3	4	3	3	1	1/17/2019
Shopko Stores Operating Co., LLC	U.S.A.	4	5	5	4	5	4	4	4	4	5	5	5	4	1/16/2019
Innovative Mattress Solutions, LLC	U.S.A.	4	3	5	7	5	5	5	5	6	6	6	6	4	1/11/2019
Vari-Form Inc	Canada									4	4	4	4		1/8/2019
Beauty Brands, LLC	U.S.A.	3	3	3	5	3	4	6	6	6	3	1	3	2	1/6/2019

Probability of bankruptcy within 12 months (PAYCE® Scale)



See our methods in action with a demo of our service. We can tailor a presentation which will show you what you can expect to see as a CreditRiskMonitor subscriber.

Contact us today for a demo and free trial.

845.230.3000 | CREDITRISKMONITOR.COM

NOTES:

List only includes U.S./Canadian private company bankruptcies that have a PAYCE® score within 12 months of the failure. PAYCE® score accuracy of 70% is based on backtesting of U.S./Canadian private companies; results may vary by country.